



**FOR IMMEDIATE RELEASE:**

**CONTACT:**

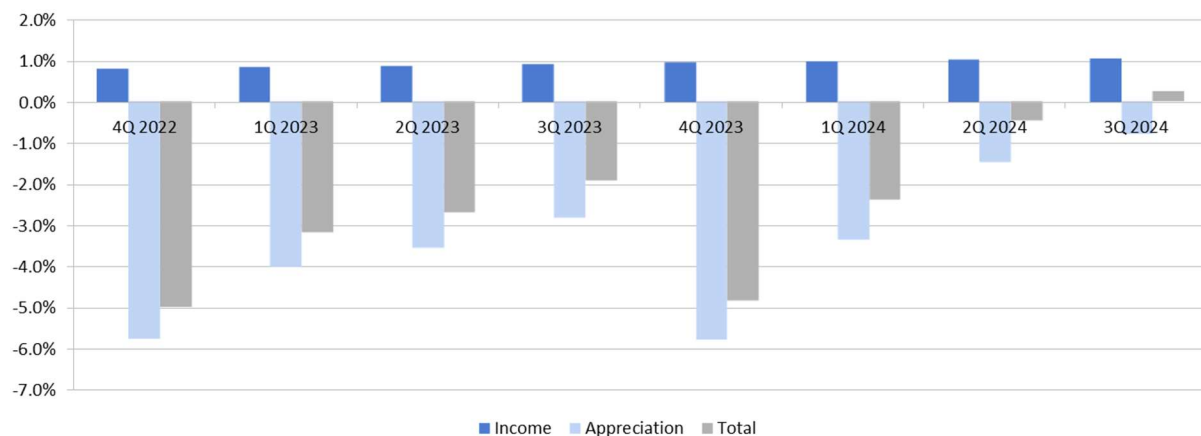
Dan Dierking  
312-819-5890

**Core real estate fund total returns in positive territory for first time since third quarter 2022**

CHICAGO, IL, October 30, 2024 – The National Council of Real Estate Investment Fiduciaries (NCREIF) released third quarter 2024 results for the NCREIF Fund Index – Open-end Diversified Core Equity (NFI-ODCE). The NFI-ODCE consists of 25 funds totaling \$282.0 billion of gross real estate assets and \$228.5 billion of net real estate assets.

NFI-ODCE total return gross of fees for third quarter 2024 was 0.25%, up from -0.45% in the previous quarter, and up from -1.90% a year ago in third quarter 2023. The income return was 1.04%, slightly above 1.02% in the previous quarter, and up from 0.91% in the third quarter 2023. The appreciation return was -0.79% for the quarter, above the previous quarter’s -1.46%, and up from the 2023 third quarter’s -2.81%. This is the ninth consecutive quarter of negative appreciation returns. The average quarterly income and appreciation returns are 1.65% and 0.34%, respectively, since inception of March 31, 1978.

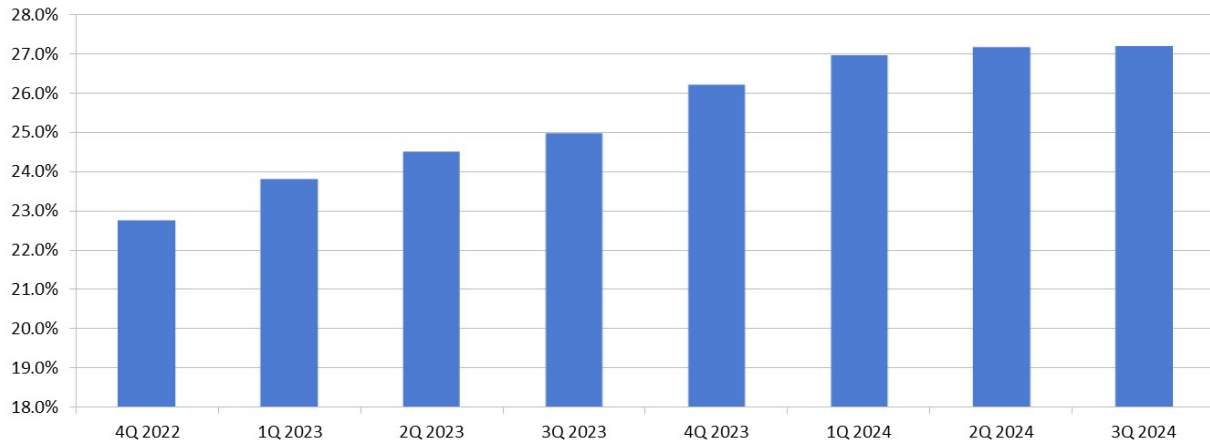
**Quarterly NFI-ODCE Gross Total Return Trends**



For the one-year ended September 30, 2024, the NFI-ODCE total return gross of fees was -7.27% comprised of 4.06% income and a -10.98% appreciation return, up from last quarter’s -12.78%.

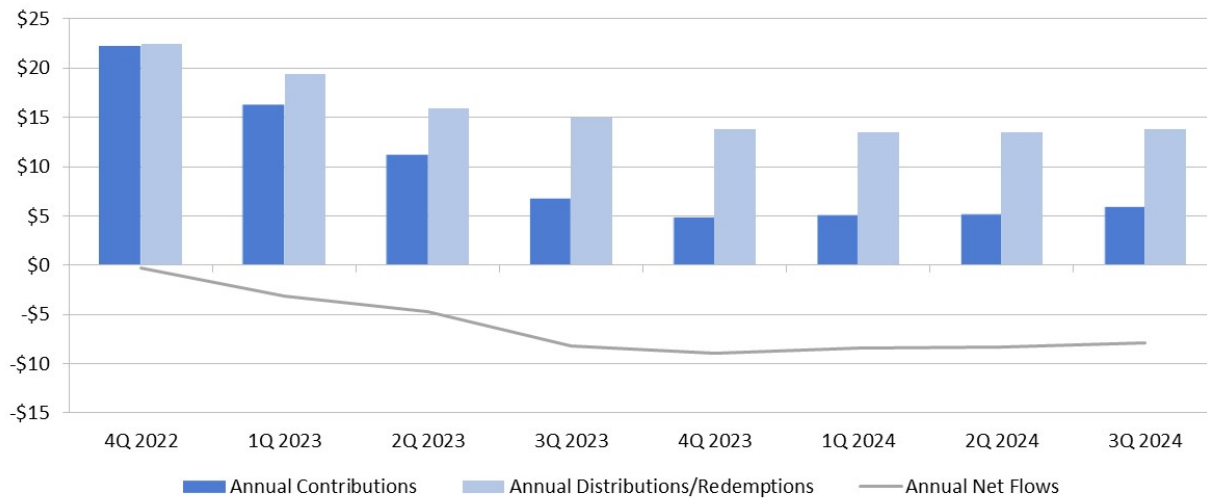
NFI-ODCE returns measure fund-level performance and therefore can reflect leverage and other investments beyond properties, including cash balances. Leverage is conservative among these funds given their core strategies, ranging from 15% to 34% over the quarterly series history beginning in 2000. NFI-ODCE leverage is above the 22.1% average since 2000, registering 27.2% as of current quarter-end, the same as the previous quarter. Rising leverage is due primarily to declining market values.

### NFI-ODCE Leverage Trends (% of total assets)



Quarterly investor net cash flows (investor contributions less distributions and redemptions) were negative \$2.2 billion compared to last quarter's negative \$2.4 billion, and third quarter 2023's negative \$2.7 billion. Year-over-year, contributions dropped 13.2%, an improvement over last quarter's 54.0% drop. For the one-year ended September 30, 2024, contributions were \$5.9 billion, and distributions and redemptions were \$13.8 billion, resulting in an annual investor net cash flow of negative \$7.9 billion, compared to last quarter's negative \$8.4 billion.

### NFI-ODCE Investor Cash Flow Trends (4Q Rolling Total, Billions)



### **About the NFI-ODCE Index**

The NFI-ODCE Index is a capitalization-weighted, gross of fees, time-weighted return index with an inception date of January 1, 1978. Published reports may also contain equal-weighted and net of fees information. Open-end Funds are generally defined as infinite-life vehicles consisting of multiple investors who have the ability to enter or exit the fund on a periodic basis, subject to contribution and/or redemption requests, thereby providing a degree of potential investment liquidity. The term Diversified Core Equity style typically reflects lower risk investment strategies utilizing low leverage and generally represented by equity ownership positions in stable US operating properties.

### **Webinar**

NCREIF will hold a webinar on Tuesday November 12, 2024 at 1:00 pm CST (2:00 pm Eastern Standard Time) to discuss an overview of the NCREIF Property Index (NPI) and the NCREIF Fund Index – Open End Diversified Core Equity (NFI-ODCE), the Farmland and Timberland Indices, as well as a detailed discussion of the results and interesting data from the NCREIF Property Value Trends report. The conference call is being webcast live and can be accessed [BY CLICKING HERE](#). An online replay of the webcast will be available on NCREIF's website at [www.NCREIF.org](http://www.NCREIF.org).

The National Council of Real Estate Investment Fiduciaries (NCREIF) is an association of professionals with significant involvement and interest in pension fund real estate investments who come together to address vital industry issues and to promote research on the asset class.

###

*This press release contains information which is confidential and proprietary information of NCREIF. Information in this press release may only be reported in whole or in part with specific reference to NCREIF or the NCREIF Property Index as its source. Underlying data and text have been obtained from sources considered to be reliable; however, the information provided herein is provided "as is" and NCREIF does not guarantee and expressly disclaims the accuracy, adequacy, or completeness of any data or information contained in the press release. NCREIF shall not be responsible for any errors, omission, inaccuracies or other defects in the data and information contained herein, or for any actions taken in reliance thereon. NCREIF will not be liable for any direct, indirect, special, incidental or consequential damages arising out of the use of or inability to use the data or information contained in this press release or for any loss or damage of any nature caused to any person as a result of that use or inability to use such data or information. This release is for informational purposes only and is not intended to be an offer, solicitation, or recommendation with respect to the purchase or sale of any security, or a recommendation of the services supplied by any money management organization.*

*Copyright NCREIF 2024. All Rights reserved.*